

# 1SMA4728A~1SMA4777A

Rev.B Jun.-2021

## 描述 / Descriptions

稳压二极管，SMA 封装

Silicon Planar Zener Diodes, SMA package

## 特征 / Features

总功耗：最大不超过 1.0W，齐纳反向电压宽：3.3~330V，小型塑料包装适合表面安装设计。无卤产品。

Total power dissipation: Max. 1.0W, Wide zener reverse voltage range 3.3V to 330V, Small plastic package suitable for surface mounted design. HF Product.

## 用途 / Applications

1W 功耗，自动贴片组装。

1W power dissipation, automated assembly processes.

## 内部等效电路 / Equivalent Circuit

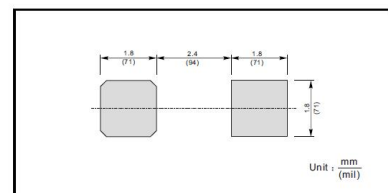


## 引脚排列 / Pinning



PIN	DESCRIPTION
1	Cathode
2	Anode

The recommended mounting pad size



## 印章代码 / Marking

见印章说明。See Marking Instructions.

# 1SMA4728A~1SMA4777A

Rev.B Jun.-2021



DATA SHEET

## 极限参数 / Absolute Maximum Ratings(Ta=25°C)

参数 Parameter	符号 Symbol	数值 Rating	单位 Unit
power dissipation at TL=75°C	P <sub>D</sub>	1.0	W
Forward Voltage at IF = 200 mA	VF	1.2	V
Junction Temperature Range	T <sub>J</sub>	- 55 to + 150	°C
Storage Temperature Range	T <sub>STG</sub>	- 55 to + 150	°C

## 电性能参数 / Electrical Characteristics(Ta=25°C)

Type7 (note1)	Marking (note1)	Zener Voltage Range (note2)				Dynamic Impedance Z <sub>ZT</sub> (at I <sub>ZT</sub> )	Reverse Current		Admissible Zener Current I <sub>ZM</sub> (mA)
		V <sub>ZT</sub> (at I <sub>ZT</sub> )			at I <sub>ZT</sub>		I <sub>R</sub>	at V <sub>R</sub>	
		Min (V)	Nom (V)	Max (V)	(mA)	Max (Ω)	Max(μA)	(V)	
1SMA4728A	728A	3.10	3.3	3.50	75	10	100	1	285
1SMA4729A	729A	3.40	3.6	3.80	69	10	100	1	263
1SMA4730A	730A	3.70	3.9	4.10	64	9.0	50	1	243
1SMA4731A	731A	4.06	4.3	4.56	58	9.0	25	1	219
1SMA4732A	732A	4.50	4.7	4.93	53	8.0	10	1	203
1SMA4733A	733A	4.84	5.1	5.36	49	7.0	10	1	186
1SMA4734A	734A	5.32	5.6	5.92	45	5.0	10	2	170
1SMA4735A	735A	5.86	6.2	6.51	41	2.0	10	3	154
1SMA4736A	736A	6.46	6.8	7.18	37	3.5	10	4	140
1SMA4737A	737A	7.12	7.5	7.88	34	4.0	10	5	127
1SMA4738A	738A	7.79	8.2	8.67	31	4.5	10	6	116
1SMA4739A	739A	8.60	9.1	9.59	28	5.0	10	7	104
1SMA4740A	740A	9.50	10	10.5	25	7.0	10	7	95
1SMA4741A	741A	10.4	11	11.6	23	8.0	5	8	86
1SMA4742A	742A	11.4	12	12.6	21	9.0	5	9	79
1SMA4743A	743A	12.4	13	14.1	19	10	5	10	71
1SMA4744A	744A	13.8	15	15.8	17	14	5	11	63
1SMA4745A	745A	15.2	16	17.1	16	16	5	12	58
1SMA4746A	746A	16.8	18	19.2	14	20	5	13	52
1SMA4747A	747A	19.0	20	21.2	13	22	5	15	47

# 1SMA4728A~1SMA4777A

Rev.B Jun.-2021



DATA SHEET

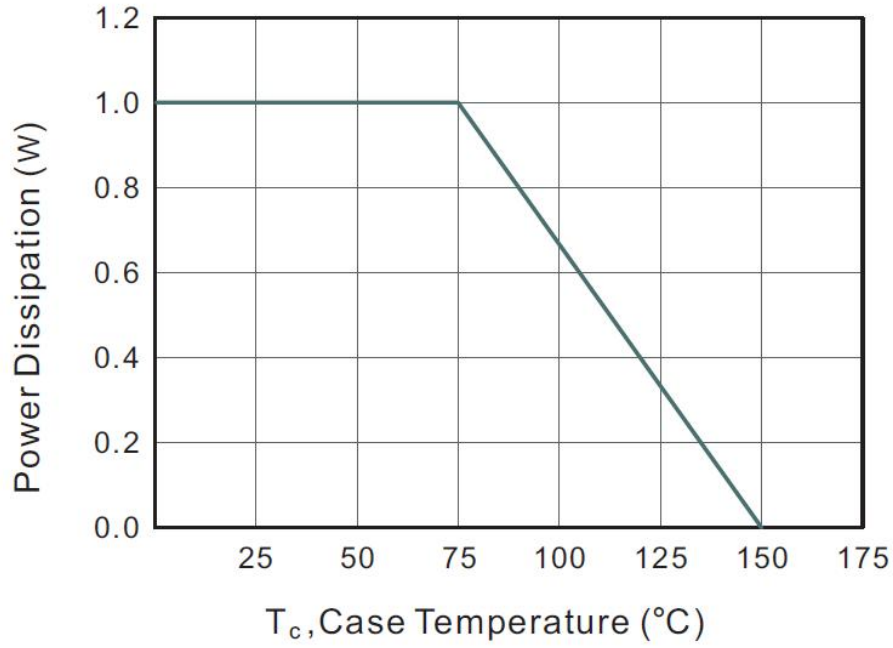
## 电性能参数 / Electrical Characteristics (Ta=25°C)

Type (note1)	Marking (note1)	Zener Voltage Range (note2)				Dynamic Impedance Z <sub>ZT</sub> (at I <sub>ZT</sub> )	Reverse Current		Admissible Zener Current I <sub>ZM</sub> (mA)
		V <sub>ZT</sub> (at I <sub>ZT</sub> )			at I <sub>ZT</sub>		I <sub>R</sub>	at V <sub>R</sub>	
		Min (V)	Nom (V)	Max (V)	(mA)	Max (Ω)	Max (μ a)	(V)	
1SMA4748A	748A	20.8	22	23.3	12	23	5	17	43
1SMA4749A	749A	22.8	24	26.0	11	25	5	18	38
1SMA4750A	750A	25.3	27	28.9	9.5	35	5	21	35
1SMA4751A	751A	28.2	30	32.0	8.5	40	5	23	31
1SMA4752A	752A	31.3	33	34.9	7.5	45	5	25	28
1SMA4753A	753A	34.2	36	37.9	7.0	50	5	27	26
1SMA4754A	754A	37.2	39	41.5	6.5	60	5	30	24
1SMA4755A	755A	40.9	43	45.6	6.0	70	1	32	22
1SMA4756A	756A	44.9	47	49.8	5.5	80	1	35	20
1SMA4757A	757A	48.6	51	54.0	5.0	95	1	38	18
1SMA4758A	758A	53.6	56	58.8	4.5	110	1	42	17
1SMA4759A	759A	58.9	62	65.6	4.0	125	1	47	15
1SMA4760A	760A	64.6	68	71.7	3.7	150	1	52	14
1SMA4761A	761A	71.2	75	78.8	3.3	175	1	56	12
1SMA4762A	762A	77.9	82	87.0	3.0	200	1	62	11
1SMA4763A	763A	86.0	91	96.0	2.8	250	1	69	10
1SMA4764A	764A	95.0	100	105	2.5	350	1	76	9.5
1SMA4765A	765A	104	110	116	2.3	450	1	84	8.6
1SMA4766A	766A	114	120	127	2.0	550	1	91	7.8
1SMA4767A	767A	125	135	142	1.9	700	1	100	7.0
1SMA4768A	768A	140	150	157	1.7	900	1	110	6.3
1SMA4769A	769A	155	165	172	1.6	1100	1	120	5.8
1SMA4770A	770A	170	180	191	1.4	1200	1	135	5.2
1SMA4771A	771A	189	200	211	1.2	1400	1	150	4.7
1SMA4772A	772A	209	220	231	1.0	1600	1	165	4.3
1SMA4773A	773A	229	240	251	1.0	1800	1	180	3.9
1SMA4774A	774A	249	260	271	1.0	2000	1	190	3.7
1SMA4775A	775A	269	280	291	1.0	2100	1	205	3.4
1SMA4776A	776A	289	300	315	1.0	2300	1	230	3.1
1SMA4777A	777A	313	330	346	1.0	2500	1	250	2.8

1) V<sub>ZT</sub> is tested with pulses (20 ms)

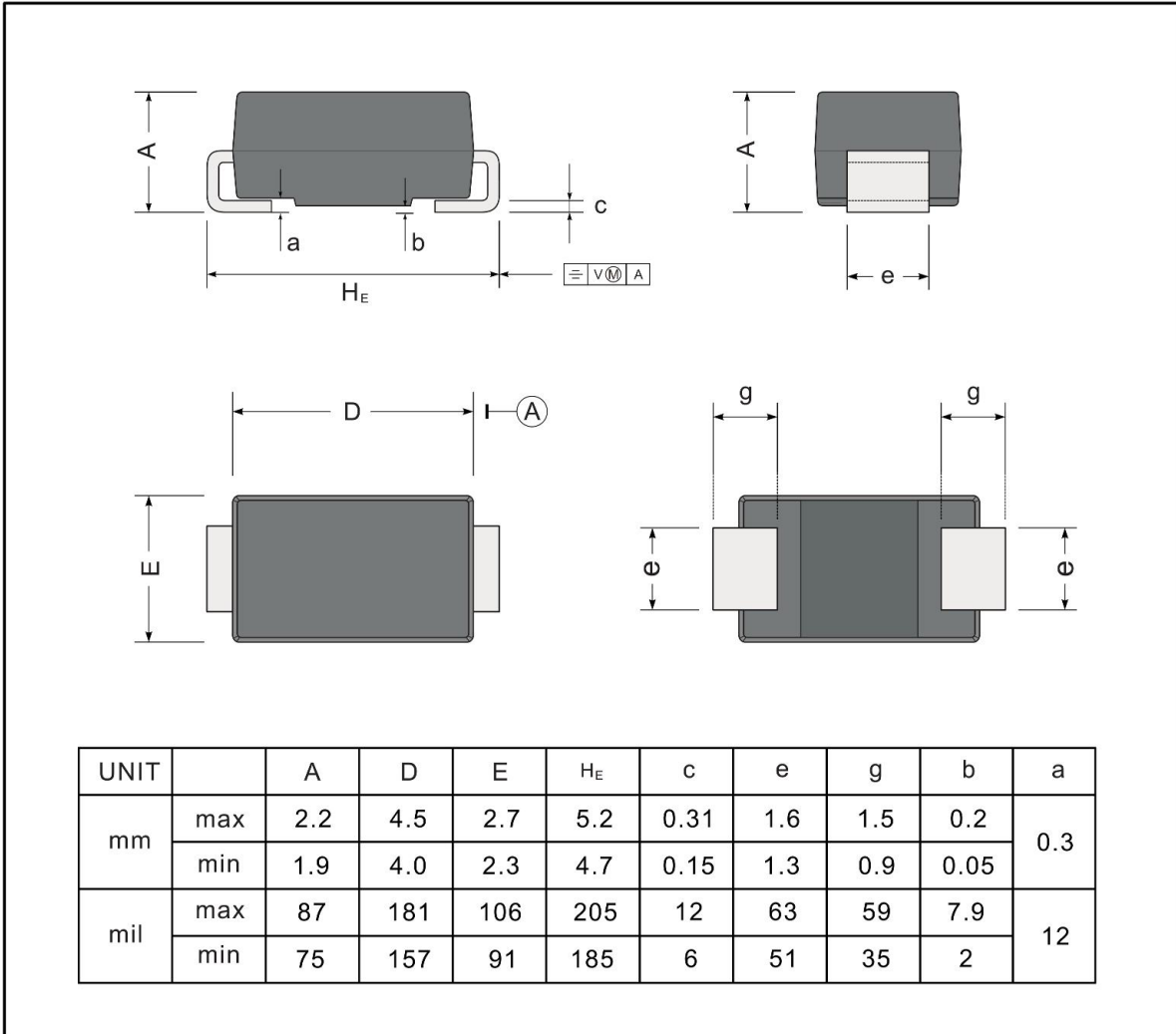
电参数曲线图 / Electrical Characteristic Curve

Fig.1 Maximum Continuous Power Derating




外形尺寸图 / Package Dimensions

SMA



印章说明 / Marking Instructions



说明：

728A : 为型号代码

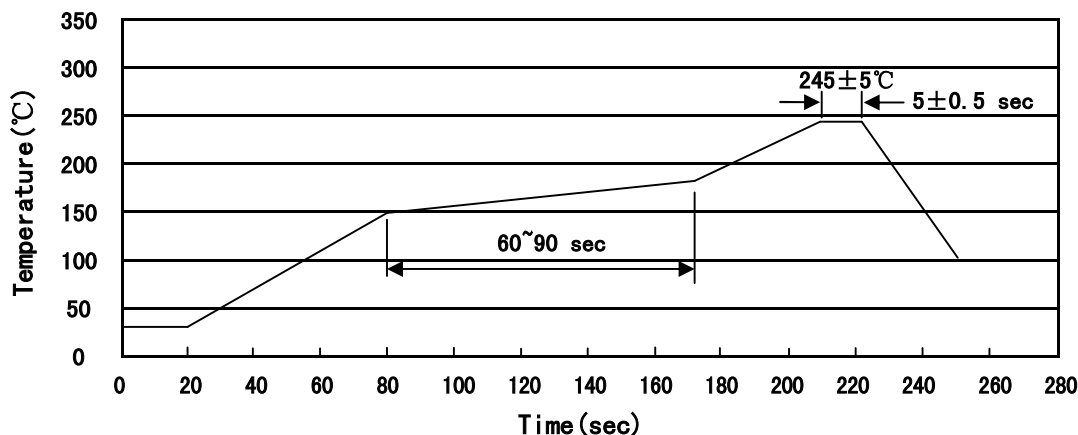
\*\*\*\*\* : 为生产批号追溯码，第1个\*为年月代码，后面3个\*为当月小批号代码

Note:

728A : Product Type Code

\*\*\*\*\* : Lot No. Code , The 1st \* means:YM Code , The last 3 \* means:little Lot  
No Code

**回流焊温度曲线图(无铅) / Temperature Profile for IR Reflow Soldering(Pb-Free)**



说明：

- 1、预热温度 150 ~ 180°C，时间 60 ~ 90sec;
- 2、峰值温度 245±5°C，时间持续为 5±0.5sec;
- 3、焊接制程冷却速度为 2 ~ 10°C/sec.

Note:

- 1.Preheating:150~180°C, Time:60~90sec.
- 2.Peak Temp.:245±5°C, Duration:5±0.5sec.
3. Cooling Speed: 2~10°C/sec.

**耐焊接热试验条件 / Resistance to Soldering Heat Test Conditions**

温度：260±5°C

时间：10±1 sec.

Temp.:260±5°C

Time:10±1 sec

**包装规格 / Packaging SPEC.**

卷盘包装 / REEL

Package Type 封装形式	Units 包装数量					Dimension 包装尺寸 (unit: mm <sup>3</sup> )		
	Units/Reel 只/卷盘	Reels/Inner Box 卷盘/盒	Units/Inner Box 只/盒	Inner Boxes/Outer Box 盒/箱	Units/Outer Box 只/箱	Reel	Inner Box 盒	Outer Box 箱
SMA	5000	2	10000	7	70000	13" ×12	336X336X40	380X335X366

**使用说明 / Notices**